


Art


Early Years Owls



To experiment with colour, design, texture, form and function.

They represent their own ideas, thoughts and feelings through art.

Year 1 Starlings



To use texture to create a landscape.
To use paint to create a landscape inspired by Monet's Pond.

To learn new drawing techniques and use drawing to create images inspired by our locality.

To compare work using the language of art. To use pencils, charcoal and graphite to create a landscape, comparing the work of Bruegel and Lowry.

Year 2 Swallows



To use printing in the style of Andy Goldsworthy and Richard Long.

To develop a range of techniques in using colour and texture when painting.

To use texture and tools to represent the sea of the Titanic.

To discuss differences in others' work and suggest ideas of how to then improve their own.

Year 3 Robins



To explore colour by mixing my own colours, making colour wheels and applying colour in different ways.


To explore ideas collecting visual and other information for their work.

To use the work of William Kentridge & George Seurat and Pablo Picasso enhance my own creations.

To use colour to create a seascape, using George Seurat's work as inspiration.

To discuss an artist's style.

Year 4 Goldfinches



To improve my drawing techniques by using colour mixing and matching (tint tone, shades) and use colour to represent mood.

To improve my mastery of art and design techniques in painting and create a mixed media river collage.

To explore ideas collecting visual and other information to help me to develop my work.

Year 5 Skylarks




To use hue, tint, tone, shades and mood to explore the use of texture in colour. To use colour for purpose.

To use tint and tone to create a mood to create an inspired piece of work based on our Amazing planet.

To explore ideas, collect and select from a range of visual information. To use this to develop work, taking account of purpose.

To evaluate the works of Leonardo Da Vinci and Monet Turner, considering how it makes them feel, and what the artist has done to achieve this.

Year 6 Toucans



To consider the effect of light on objects and people from different directions, interpret the texture of a surface and produce increasingly accurate drawings of people, taking inspiration from the war.

To develop the skill of drawing using a wide range of media for mark making.

To explore ideas and assess visual and other information, including images and artefacts from different historical, social and cultural contexts, using this to develop my own work.

To evaluate the works of Paul Nash, along with other pieces of art and artists, considering how a work makes them feel, and how the artist has achieved this.